

# KOVACS

DESIGN FURNITURE



## QBE MODULAR LOUNGE

Mix sections, match style, build your QBE. With innovative weighted backs and corner sections this unique range redefines the lounge suite with a sophisticated and adaptable approach to modular seating. The QBE suits both domestic and commercial uses and is ideal seating for foyers. Tetris lovers will certainly love it – not only is it reminiscent of the classic computer game, the QBE can provide just as much joy in its configuration possibilities.


### DIMENSIONS (CM)

- Straight Back Unit (*standard size*)
- Corner Back / End Unit (*standard size*)
- Square Box Base / Ottoman (*standard size*)
- Straight Back Unit (*small size*)
- Corner Back / End Unit (*small size*)
- Square Box Base / Ottoman (*small size*)
- Seat Height

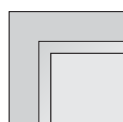
WIDTH	DEPTH	HEIGHT
90	90	75
90	90	75
90	90	44
83	83	75
83	83	75
83	83	44
		44

The potential arrangements are only limited by your coordination skills and available space.


### Standard size 90cm<sup>2</sup>



Straight Unit




Corner/End Unit

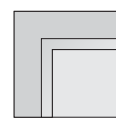


Base/Ottoman


### Small size 83cm<sup>2</sup>



Straight Unit



Corner/End Unit



Base/Ottoman

